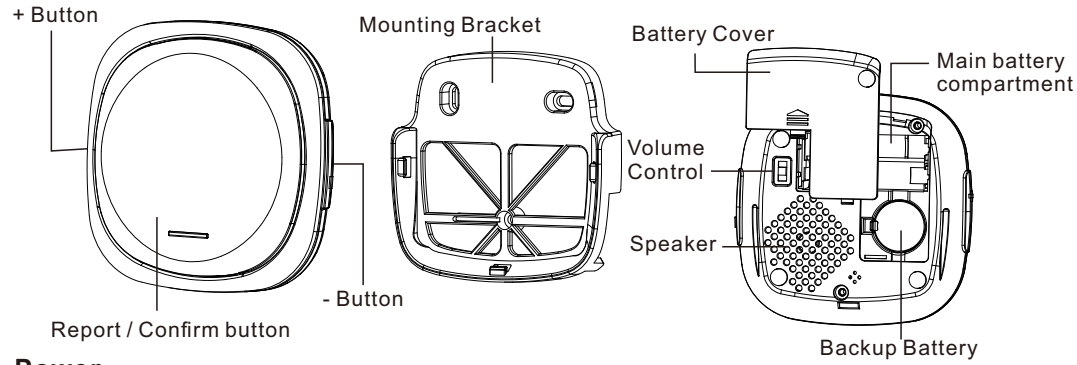


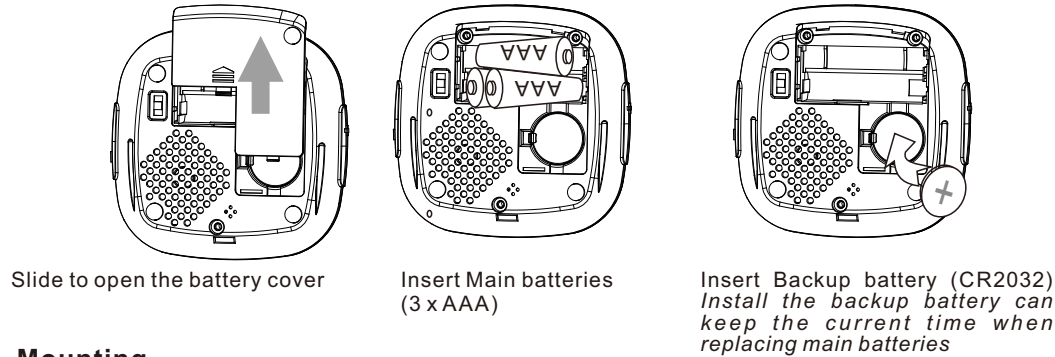
USER MANUAL

TKC-1000

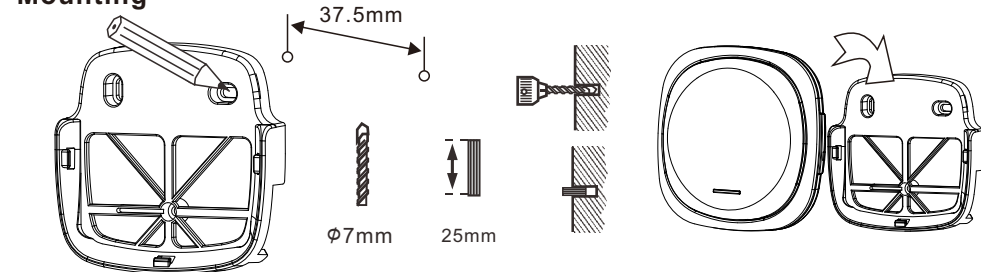
Parts & Functions



Power




Mounting



Mark the mounting holes on the wall using a pencil

Requires an electric drill for holes to fix the mounting bracket

Operation



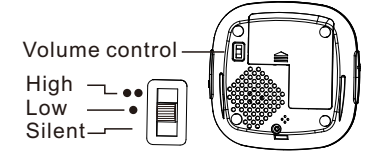
1. Press the report button to report the current time. Press the report button again within 10 seconds to report the calendar.
2. Press and hold the "-" button 2 seconds to set the alarm off.
3. Press and hold the "+" button 2 seconds to set the alarm on and tell the alarm time.

Alarm

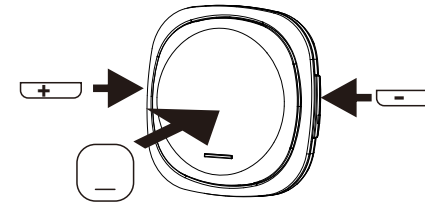
When the alarm goes off, it will sound beep tone for 1 minute. Press the Big button to stop the alarm sound.

Volume

Slide the volume switch to high, low and silent position according to your expectation.



Setting



- * Press the "+" & "-" button together to enter the setup mode.
- * Press the big button to confirm setting and go to next step, press the "+" or "-" button to adjust within 10 seconds.

